

# ANIMAL CREMATORS/INCINERATORS


## The AI Batch Load Series from U. S. Cremation Equipment

Easily the most popular models for the larger animal care and control facility are U.S. Cremation Equipment's batch load units. Rugged enough for outside installation with a choice of load capacities ranging from 400 lbs to 2400 lbs, these units provide outstanding performance while requiring minimal maintenance.

Designed to perform communal cremations, the AI series models are also suitable for individual cremations with the higher capacity AII60 and AI240 units accommodating animals the size of a horse. Backed by a two year limited warranty, all batch load models meet the most stringent air quality standards.



Model AI240  
Batch Load Incinerator





# BATCH LOAD ANIMAL CREMATORS/INCINERATORS


From U. S. Cremation Equipment

All batch load models feature Cylindrical Chamber Design, 3000° F (1650° C) Temperature Rated Refractory Lining, Recessed Floor for Fluid Control, High Velocity Industrial Grade Burners and a Heavy Duty Combustion Air Blower. A Programmable Logic Controller (PLC) is standard to all models for a completely automatic operation.

Rear view  
AI 120



Primary Chamber  
AI 160




Model #	AI40	AI80	AI120	AI160	AI240
<b>Lb/hr (kg/hr)</b>	100 (91 kg)	200 (91 kg)	300 (140 kg)	400 (180 kg)	600 (270 kg)
<b>Overall Dimensions Ft (meters)</b>	10'H x 7'W x 9'L 3.05m x 2.13m x 2.74m	12'H x 8'W x 10'L 3.66m x 2.44m x 3.05m	12'H x 8'W x 11'L 3.66m x 2.44m x 3.35m	12'H x 8'W x 14'L 3.66m x 2.44m x 4.27m	16'5"H x 9'5"W x 14'L 5.00m x 2.87m x 4.27m
<b>Primary Chamber Volume - Cubic Feet (Meters)</b>	35 (0.99)	74 (2.1)	98 (2.8)	130 (3.7)	212 (6.9)
<b>Single Load Capacity Pounds (kg)</b>	400 lb 180 kg	800 lb 360 kg	1200 lb 545 kg	1600 lb 725 kg	2400 lb 1088 kg
<b>Burn Down Time - Hours</b>	4-5 hrs.	4-5 hrs.	4-5 hrs	4-5 hrs.	4-5 hrs.
<b>Weight Pounds (kg)</b>	13,000 (5896 kg)	15,000 (6800 kg)	19,500 (8845 kg)	25,500 (11,560 kg)	36,500 (16,500kg)

\*The hourly rate of combustion is based on a waste stream with an average BTU content of 1000 BTUs/lb.

## CUSTOM & SPECIALIZED CREMATORS AND INCINERATORS

For larger capacity units or special types such as medical or hazardous waste incinerators please contact our Engineering Department at [info@americanincinerators.com](mailto:info@americanincinerators.com)



598 Northlake Blvd., Ste. 1016  
Altamonte Springs, FL 32701  
Ph: 321.282.7357 • Fax: 321.282.7358  
[www.uscremationequipment.com](http://www.uscremationequipment.com)  
E-mail: [info@uscremationequipment.com](mailto:info@uscremationequipment.com)